







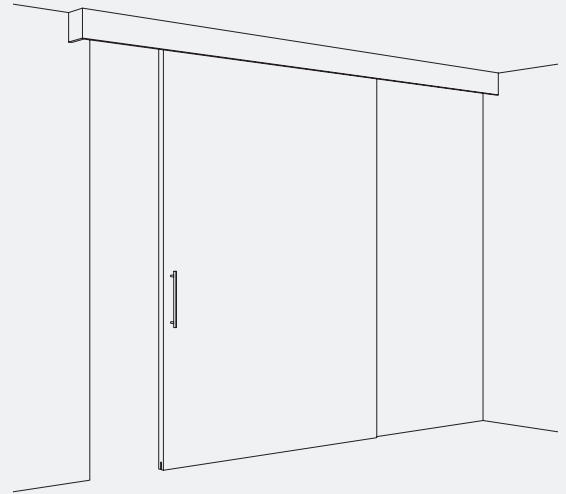
Fitting for top-running wooden doors up to 500 kg (1102 lbs.), with screwed on running track. Without soft and self closing system. Wall or ceiling mounting.

Product highlights

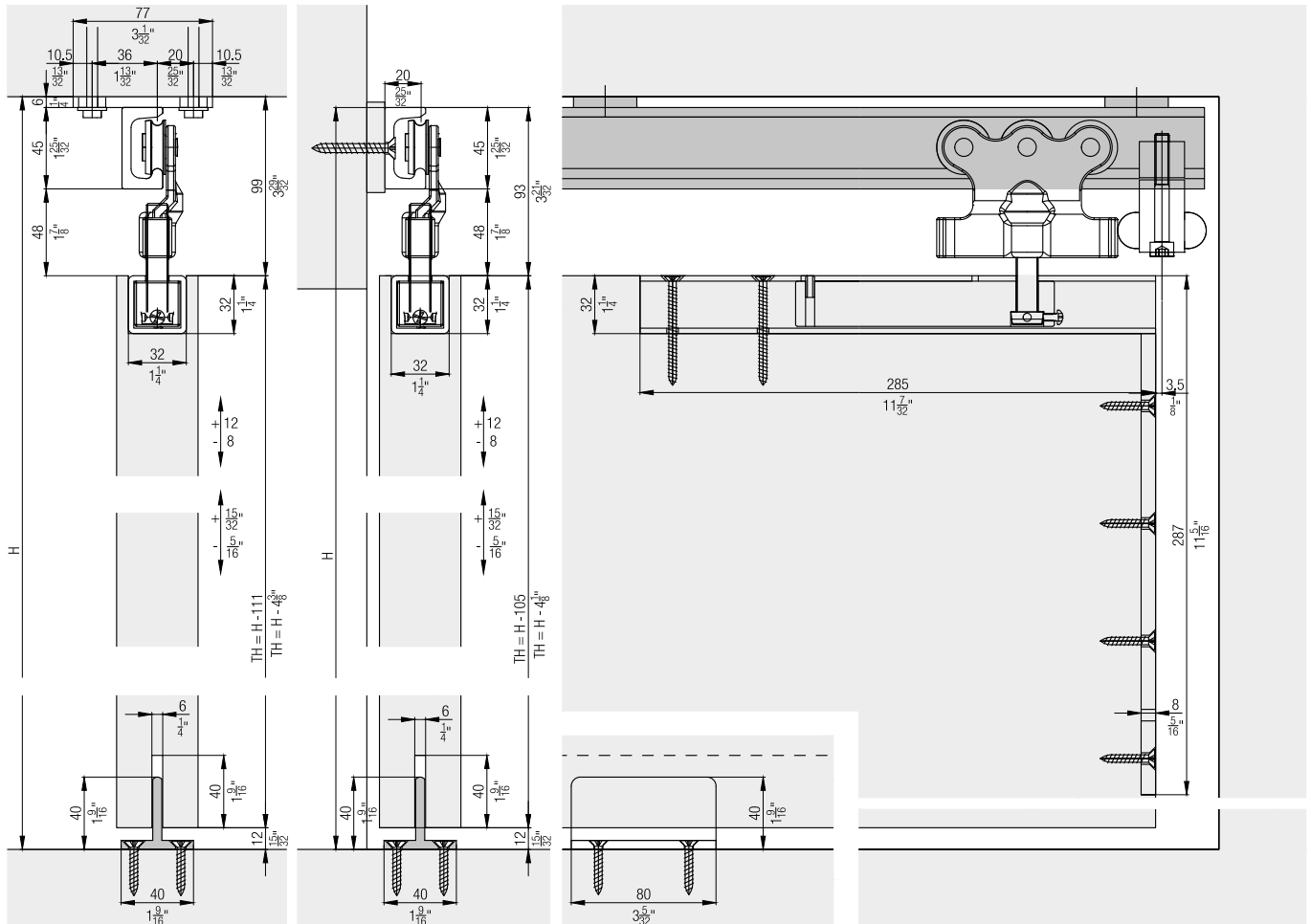
-  **Flexibility** Steel suspension bracket for screw fixing or welding
-  **Comfort** High quality steel ball bearing roller for quiet, smooth running, even with heavy weights

Technical specifications

-  Max. 500 kg (1102 lbs.)
-  Max. 6000 mm (19'8 7/32")
-  Max. 5000 mm (16'4 27/32")
-  45–100 mm (1 25/32" to 3 15/16")



Installation examples







Set for 1 wooden door up to 500 kg (1102 lbs.)

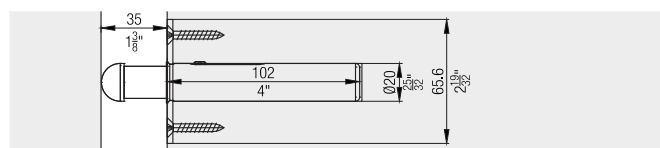
	No.
Hawa Super 500 A, for 1 door	11673

	11673	No.
--	-------	-----

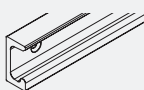
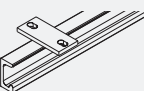
Set consisting of:

	Running gear, 3-wheeled, M12, steel wheels	2	10361
	Angle bracket, with suspension plate and suspension bolt M12	2	10442
	Spring loaded buffer, with flange, steel, zinc-plated, for screw fixing	2	10591
	Bottom guide, groove width 6 mm (1/4"), steel, zinc-plated	1	10508



Spring stop



Running tracks

		mm (inch)	No.
	Running track, stainless steel 1.4301/AISI 304, pre-drilled	6,000 (19' 8 7/32")	18033
		cut to size	18034
	Running track, with mounting flanges, stainless steel 1.4301/AISI 304, pre-drilled	6,000 (19' 8 7/32")	18035
		cut to size	18036

Accessories

		No.
	Cover plate for plate, steel, nickel plated matt	10499
	Track stopper, for screw fixing, steel, zinc-plated	10595

Accessories

- Hawa Junior bottom guides for wall mounting from page 508
- General accessories from page 518

Planning/execution

Further information about the product can be found on www.hawa.com.