



TECHNICAL SPECIFICATIONS

D3280-APSN-52 DOOR LEVER

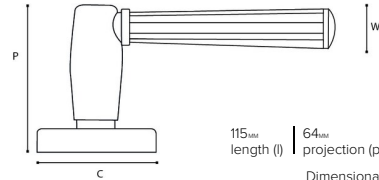
FACETED TUBE COMBINATION AMALFINE IN ALUPEWT AND SATIN NICKEL



ALUPEWT (AP)



SATIN NICKEL (SN)



115^{mm} length (l) | 64^{mm} projection (p) | 52^{mm} rose (c) | 20^{mm} max grip width (w)
Dimensional Tolerance +/- 1.5^{mm}

OTHER FINISH OPTIONS

Amalfine Finishes



BLACK BRONZE (BB)

COCOA (CO)

ALUPEWT (AP)

SILVER BRONZE (SB)



BRIGHT CHROME (BC)

SATIN NICKEL (SN)

POLISHED NICKEL (PN)

POLISHED BRASS (PU)

FINE ANTIQUE BRASS (FA)

VINTAGE NICKEL (VN)

VINTAGE PATINA (VP)

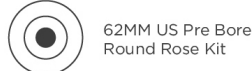
ROSE / PLATE OPTIONS



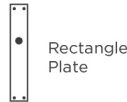
52MM Round Rose



52MM Square Rose



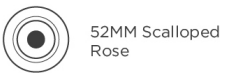
62MM US Pre Bore Round Rose Kit



Rectangle Plate



Rounded Plate



52MM Scalloped Rose



58MM Round Rose



62MM US Pre Bore Square Rose Kit



Slimline Plate



Fineset Plate

CONFIGURATIONS / FIXINGS

Sprung as standard, unsprung available upon request

Through bolt fixing with M4 X 60mm through bolts (suitable up to door thickness 45mm). Please inform sales if fitting to thicker doors.

8 x 8 x 110mm piercing spindle.