



# TECHNICAL SPECIFICATIONS

D1001-APSN-52 DOOR LEVER

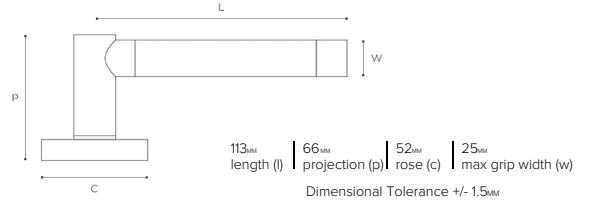
BAMBOO COMBINATION AMALFINE IN ALUPEWT AND SATIN NICKEL



ALUPEWT (AP)



SATIN NICKEL (SN)



## OTHER FINISH OPTIONS

### Amalfine Finishes



BLACK BRONZE (BB)

COCOA (CO)

ALUPEWT (AP)

SILVER BRONZE (SB)



BRIGHT CHROME (BC)

SATIN NICKEL (SN)

POLISHED NICKEL (PN)

POLISHED BRASS (PU)

FINE ANTIQUE BRASS (FA)

VINTAGE NICKEL (VN)

VINTAGE PATINA (VP)

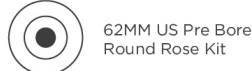
## ROSE / PLATE OPTIONS



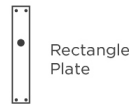
52MM Round Rose



52MM Square Rose



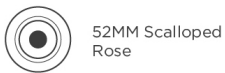
62MM US Pre Bore Round Rose Kit



Rectangle Plate



Rounded Plate



52MM Scalloped Rose



58MM Round Rose



62MM US Pre Bore Square Rose Kit



Slimline Plate



Fineset Plate

## CONFIGURATIONS / FIXINGS

Sprung as standard, unsprung available upon request

Through bolt fixing with M4 X 60mm through bolts (suitable up to door thickness 45mm). Please inform sales if fitting to thicker doors.

8 x 8 x 110mm piercing spindle.

TURNSTYLE DESIGNS LTD

Factory: Baron Way, Roundswell Business Park, Barnstaple, Devon, EX31 3TB, England  
+44 (0)1271 325325 - www.turnstyledesigns.com - sales@turnstyledesigns.com